



Pro Sign Up

Sign Up FREE

Sign In

Lyme Disease Survey for West Virginia Healthcare Providers

Question Summaries
Data Trends
Individual Responses

[Share](#)
[Tweet](#)
[Share](#)
[Share](#)

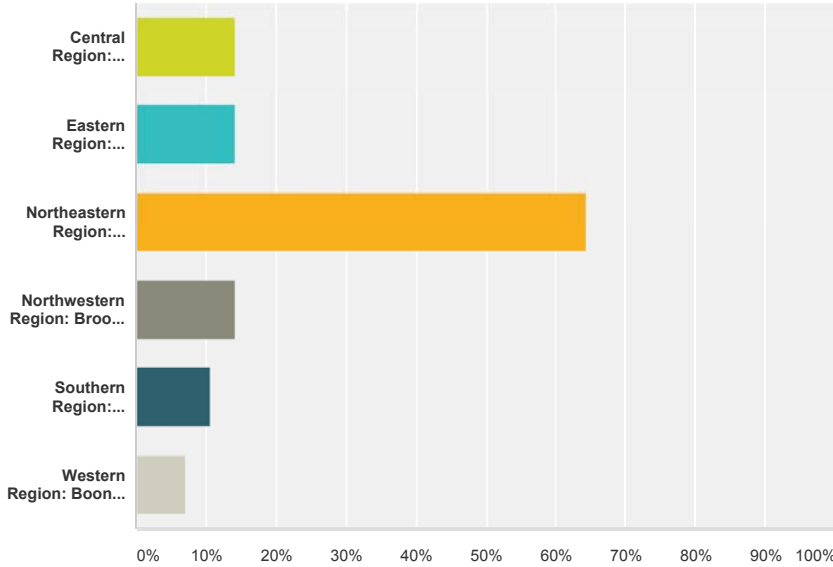
All Pages

30 responses
87 days (January 20, 2015 - now)
 1 view

Q1

Please enter the region(s) where you provide care to patients.

Answered: 28 Skipped: 2



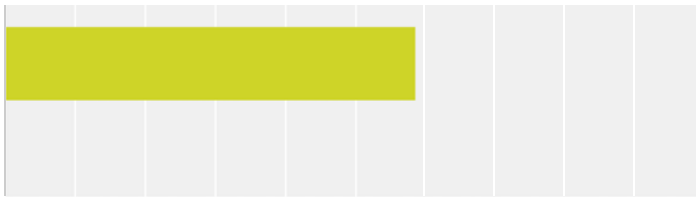
Need insights?
 SurveyMonkey has dozens of expertly-designed survey templates.
[Sign up FREE](#) or [Learn more](#)

Answer Choices	Responses
Central Region: Braxton, Lewis, Putnam, Upshur, or Webster County	14.29% 4
Eastern Region: Berkeley, Grant, Hampshire, Hardy, Jefferson, Mineral, Morgan, Pendleton, Pocahontas, Randolph, or Tucker County	14.29% 4
Northeastern Region: Barbour, Doddridge, Harrison, Marion, Monongalia, Marion, Preston, or Taylor County	64.29% 18
Northwestern Region: Brooke, Calhoun, Clay, Gilmer, Hancock, Marshall, Ohio, Pleasants, Ritchie, Roane, Tyler, Wetzel, Wirt, or Wood County	14.29% 4
Southern Region: Fayette, Greenbrier, McDowell, Mercer, Monroe, Nicholas, Raleigh, Summers, or Wyoming County	10.71% 3
Western Region: Boone, Cabell, Jackson, Lincoln, Logan, Mason, Mingo, or Wayne County	7.14% 2
Total Respondents: 28	

Q2

What type of healthcare provider are you?

Answered: 29 Skipped: 1

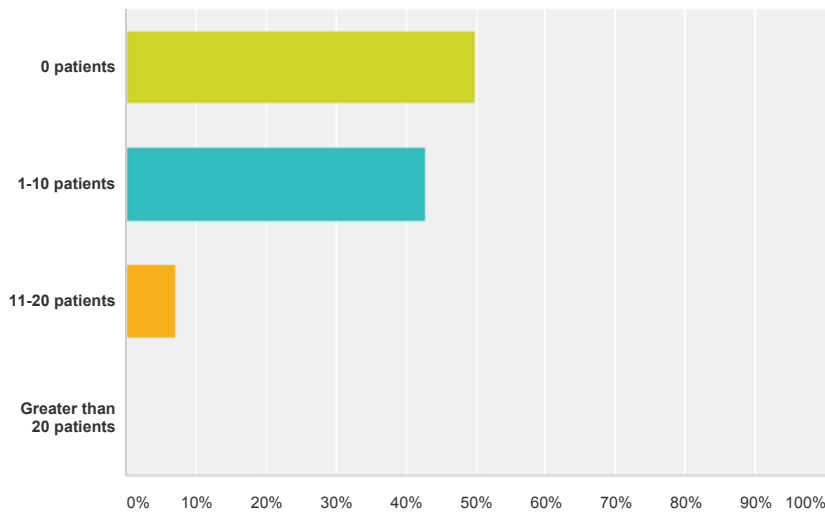


Answer Choices	Responses
Primary care practitioner (eg. MD, DO, OB/GYN, NP, PA, etc.)	58.62% 17
Nursing care practitioner (eg. RN, LPN, CRNA, etc.)	0.00% 0
Specialty care practitioner (eg. cardiologist, dermatologist, neurologist, etc.)	41.38% 12
Total Respondents: 29	

Q3

How many Lyme disease-diagnosed patients have you seen in the past 5 years?

Answered: 28 Skipped: 2

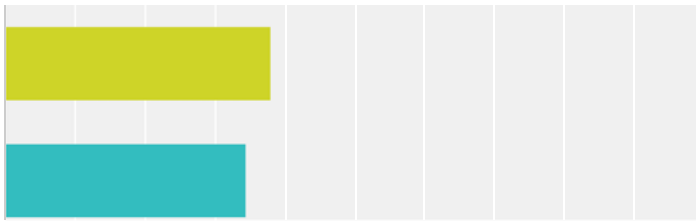


Answer Choices	Responses
0 patients	50.00% 14
1-10 patients	42.86% 12
11-20 patients	7.14% 2
Greater than 20 patients	0.00% 0
Total	28

Q4

How familiar are you with CDC's two-tier testing recommendation for Lyme disease?

Answered: 29 Skipped: 1

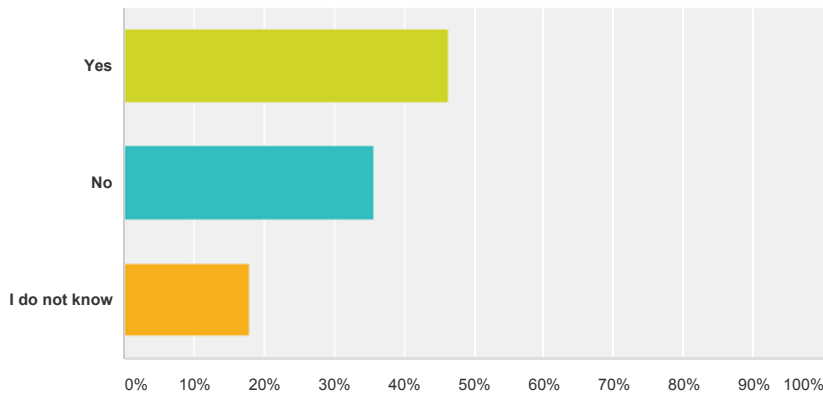


Answer Choices	Responses	
Not at all	37.93%	11
Somewhat	34.48%	10
Very familiar	27.59%	8
Total		29

Q5

Have you noticed an increase in the number of patients concerned about Lyme disease?

Answered: 28 Skipped: 2



Answer Choices	Responses	
Yes	46.43%	13
No	35.71%	10
I do not know	17.86%	5
Total		28

Q6

Are you aware that suspected and confirmed Lyme disease patients should be reported to the patient's local health department within one week of diagnosis (using clinical and/or laboratory results)?

Answered: 28 Skipped: 2

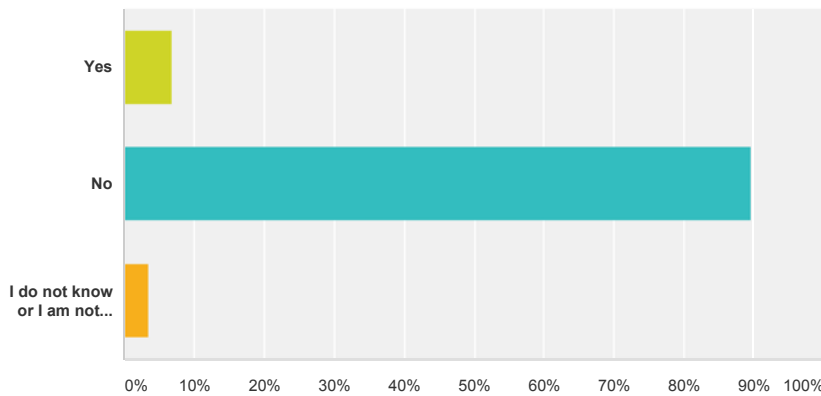


Answer Choices	Responses
Yes	50.00% 14
No	50.00% 14
Total	28

Q7

Have you ever been contacted by a local health department to provide additional information about suspected or confirmed Lyme disease patients?

Answered: 29 Skipped: 1




Answer Choices	Responses
Yes	6.90% 2
No	89.66% 26
I do not know or I am not sure	3.45% 1
Total	29

Q8

"Form A" is a document that local health departments in West Virginia send to healthcare providers to obtain additional information for Lyme disease case investigations. Have you ever filled out this form for any of your patients? Form A can be accessed here.

Answered: 29 Skipped: 1

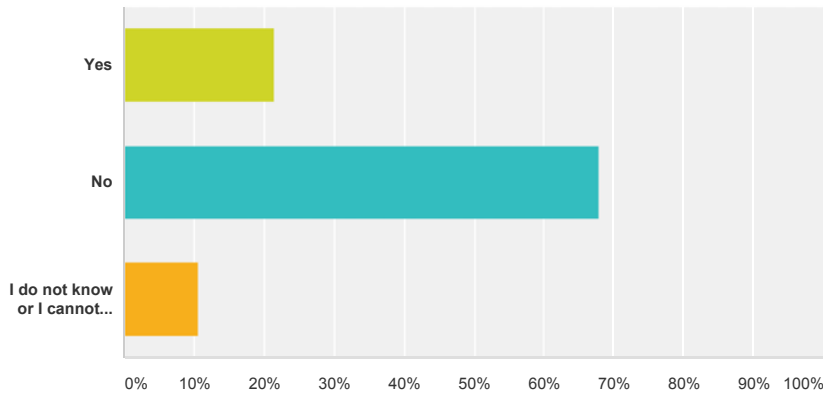


Answer Choices	Responses
Yes	6.90% 2
No	86.21% 25
I do not know or I cannot remember	6.90% 2
Total	29

Q9

Information about West Virginia's Lyme disease surveillance system is available on the West Virginia Department of Health and Human Resources webpage. Have you ever visited this webpage? Click here to access the webpage.

Answered: 28 Skipped: 2

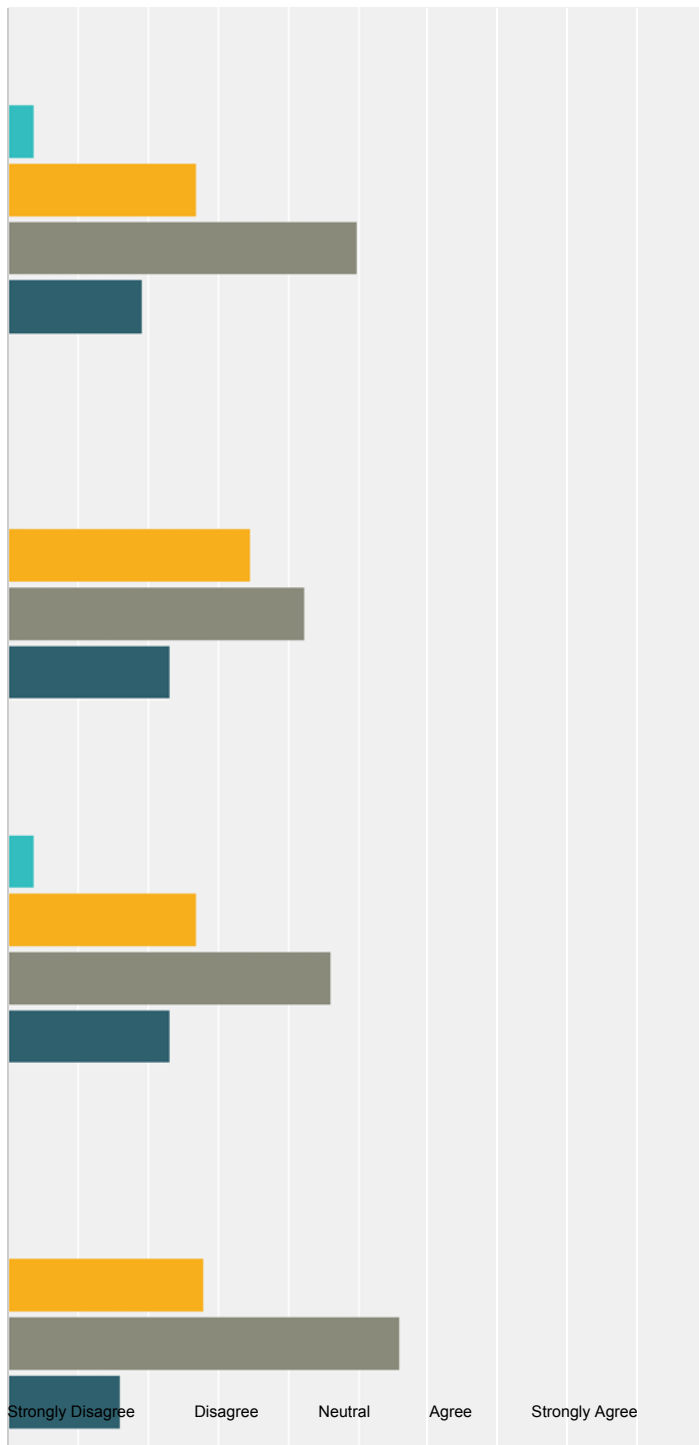


Answer Choices	Responses
Yes	21.43% 6
No	67.86% 19
I do not know or I cannot remember	10.71% 3
Total	28

Q10

WVBPH is in the process of updating the Lyme disease webpage. Please visit the page and rate your experience. Click here to access the webpage.

Answered: 26 Skipped: 4

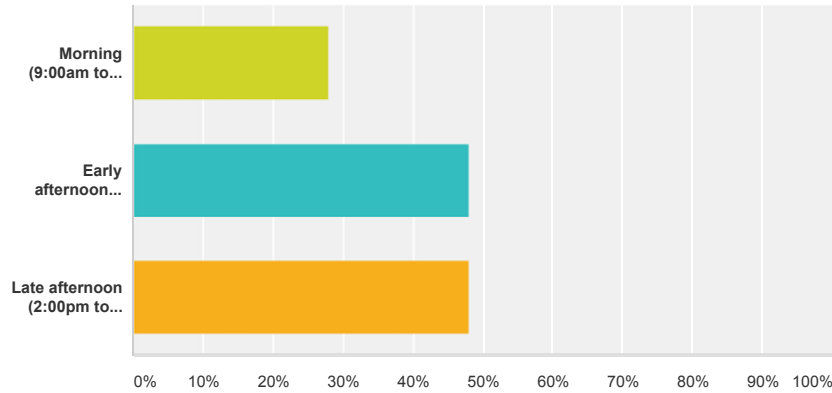


	Strongly Disagree	Disagree	Neutral	Agree	Strongly Agree	Total
The WVBPH Lyme disease page is easy to navigate.	0.00% 0	3.85% 1	26.92% 7	50.00% 13	19.23% 5	26
The WVBPH Lyme disease page is well-organized.	0.00% 0	0.00% 0	34.62% 9	42.31% 11	23.08% 6	26
The WVBPH Lyme disease page contains useful content on the subject.	0.00% 0	3.85% 1	26.92% 7	46.15% 12	23.08% 6	26
The WVBPH Lyme disease page is visually engaging.	0.00% 0	0.00% 0	28.00% 7	56.00% 14	16.00% 4	25

Q11

The webinar will be broadcast live. Please select what time(s) of day would best fit your schedule. Please check all that apply.

Answered: 25 Skipped: 5

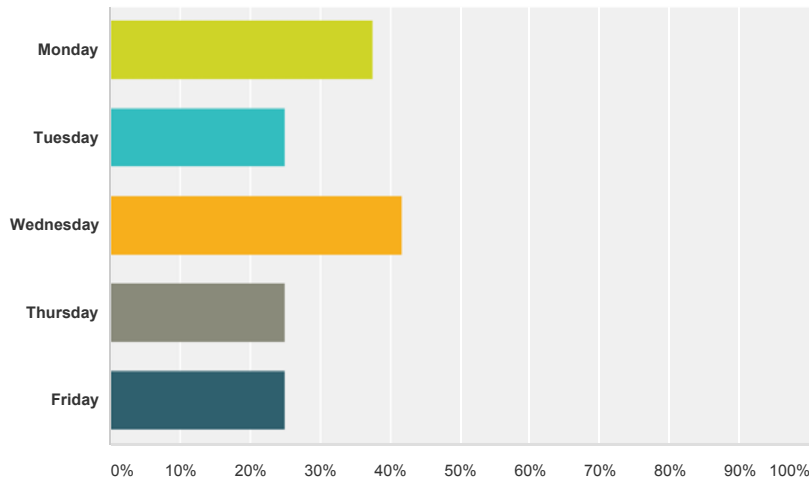


Answer Choices	Responses
Morning (9:00am to 11:30am)	28.00% 7
Early afternoon (11:30am to 2:00pm)	48.00% 12
Late afternoon (2:00pm to 4:30pm)	48.00% 12
Total Respondents: 25	

Q12

What day of the week best fits your schedule to participate in the webinar?

Answered: 24 Skipped: 6

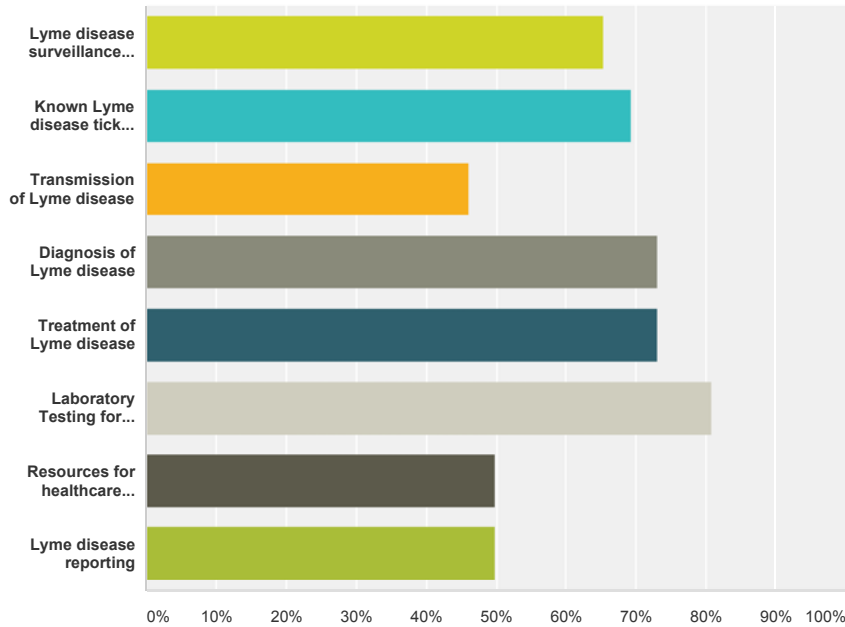


Answer Choices	Responses
Monday	37.50% 9
Tuesday	25.00% 6
Wednesday	41.67% 10
Thursday	25.00% 6
Friday	25.00% 6
Total Respondents: 24	

Q13

Please select topics that you would like to see covered in the webinar.

Answered: 26 Skipped: 4



Answer Choices	Responses
Lyme disease surveillance in West Virginia and the United States (statistics and human case distribution)	65.38% 17
Known Lyme disease tick vector distribution in West Virginia and the United States	69.23% 18
Transmission of Lyme disease	46.15% 12
Diagnosis of Lyme disease	73.08% 19
Treatment of Lyme disease	73.08% 19
Laboratory Testing for Lyme disease	80.77% 21
Resources for healthcare providers	50.00% 13
Lyme disease reporting	50.00% 13

Total Respondents: 26

[Comments \(1\)](#)

Q14

Please share any additional comments here.

Answered: 4 Skipped: 26

Online access 24/7 would be best for webinar.

1/27/2015 8:57 AM

Some of these questions are not completely applicable to my practice as a laboratory medical director. Since I don't see patients, I wouldn't be able to report clinical disease to WV DHHR. good luck

1/26/2015 4:44 PM

Some part of the increase may possibly be real, related to changes in the tick population over time. However, much of the increase in reported rates has been due to odd behavior by a small number of practitioners who have persistently misused test sequences, and chosen nonstandard labs to do their testing. They have put patients on antibiotics over long periods of time, without adequate evidence, and justified the behavior based on the patient satisfaction of the same patients who sought them out in the first place. They extensively test, using nonstandard markers in low prior-probability situations. These practitioners (and the patients who seek



Powered by  SurveyMonkey™

Check out our [sample surveys](#) and [create your own now!](#)